

SCOPE 3 TRACK

TRACK MOUNTED LUMINAIRE



FIXTURE COLOUR OPTIONS



REFLECTOR COLOUR OPTIONS



tuneWHITE™ and flexiK are recommended to pair with Soft Lens for better colour mixing effect.

- Compatible with MR16, 35 and 50 NEST series LED modules
- Colour temperature options: 2700K, 3000K, 3500K, 4000K, 5000K, tuneWHITE™, WARM DIM, flexiK
- Colour rendering index: 85 or 95
- Up to 50,000 hours L80 lamp life with LM80 tested LED chip packages
- Beam pattern options: 10°, 15°, 20°, 35°, 60° (depending on LED module)
- Luminous flux: 420lm to 950lm (depending on LED module)
- Supplied with non-dimmable or phase, 0-10V, DALI dimmable, with local dimming features
- Full angle adjustable
- ATePS™ Automated Thermal Protection System
- ComfyEYE, reduced flicker percentage
- X-BEAM, maximising light output ratio with converging optical lens
- Interchangeable LED module system
- Optional linear spread lens, soft lens and honeycomb anti-glare louvre



The information above is at nominal values accuracy of +/- 7%.

AVAILABLE OPTIONS

LED MODULE




TEMPERATURE



DRIVER

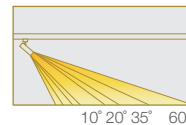


ACCESSORIES

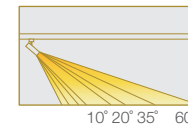


BEAM ANGLE

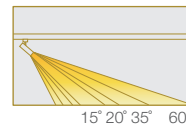
SINGLE CCT
35 NEST / 50 NEST



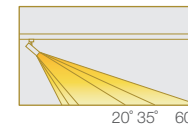
WARM DIM
35 NEST / 50 NEST



SINGLE CCT
35 NEST ND+ / 50 NEST ND+

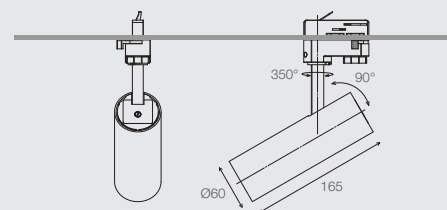


tuneWHITE™ / flexiK
50 NEST



DIMENSIONS (MM)

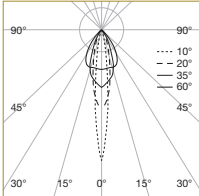
**Displayed height measurements are for highest point of tilting.*



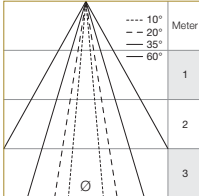
SCOPE 3 TRACK

50 PRO

POLAR DIAGRAM



CONE DIAGRAM



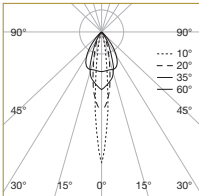
Ø = DIAMETER

	E _{max} (lx)			
	10°	20°	35°	60°
E (0°)	10074	9261	3914	1356
Cone DØ (m)	0.19	0.26	0.6	1.22
E (0°)	2518	2315	979	339
Cone DØ (m)	0.37	0.51	1.19	2.43
E (0°)	1119	1029	435	151
Cone DØ (m)	0.56	0.77	1.79	3.65

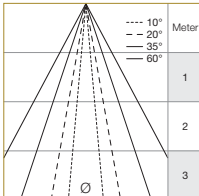
Correction Factor : 50C - f = 0.75
 50N - f = 0.59
 35N - f = 0.47

50 NEST WARM DIM

POLAR DIAGRAM



CONE DIAGRAM



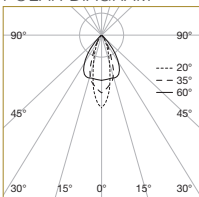
Ø = DIAMETER

	E _{max} (lx)			
	10°	20°	35°	60°
E (0°)	4296	2413	1419	491
Cone DØ (m)	0.19	0.34	0.6	1.22
E (0°)	1074	603	355	123
Cone DØ (m)	0.37	0.68	1.19	2.43
E (0°)	477	268	158	55
Cone DØ (m)	0.56	1.03	1.79	3.65

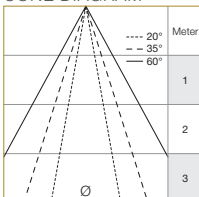
Correction Factor : 35N - f = 0.74

50 PRO tuneWHITE™

POLAR DIAGRAM



CONE DIAGRAM



Ø = DIAMETER

	E _{max} (lx)		
	20°	35°	60°
E (0°)	4160	2446	847
Cone DØ (m)	0.34	0.6	1.22
E (0°)	1040	612	212
Cone DØ (m)	0.68	1.19	2.43
E (0°)	462	272	94
Cone DØ (m)	1.03	1.79	3.65

Correction Factor : 50N - f = 0.6

SCOPE 3 TRACK

ORDERING MATRIX CHART

FIXTURE				SINGLE CCT LED MODULE				DRIVER	
Type	Colour	Reflector Color	Accessories	LED Power	Beam Angle	Colour Temp	CRI	Dimming	
SCOPE-3	---	---	---	---	---	---	---	---	
	WH Matt White	WH Matt White	AGL Anti-Glare Louvre	35N 7.5W	10 10°	27 2700K	Standard	ND Non-Dim	
	MB Matt Black	MB Matt Black	SL Soft Lens	50N 10W	20 20°	30 3000K	PA ProART	PH Phase	
			LSL Linear Spread Lens		35 35°	35 3500K		AN 0-10V	
					60 60°	40 4000K		DA DALI	
						50 5000K			
				35N 5.5W	15 15°	27 2700K	PA ProART	ND+ PRO Non-Dim	
				50N 9.5W	20 20°	30 3000K			
					35 35°	35 3500K			
					60 60°				
	WARM DIM LED MODULE								DRIVER
				35N 7.5W	10 10°	WD WARM DIM	PA ProART	PH Phase	
			50N 10W	20 20°			AN 0-10V		
				35 35°			DA DALI		
				60 60°					
tuneWHITE™ LED MODULE								DRIVER	
			50N 10W	20 20°	TW18 tuneWHITE™ 1800K-4000K	PA ProART	DA DALI		
				35 35°	TW27 tuneWHITE™ 2700K-6500K				
				60 60°					
flexiK LED MODULE								DRIVER	
			50N 10W	20 20°	FK## flexiK	PA ProART	PH Phase		
				35 35°			AN 0-10V		
				60 60°			DA DALI		

example: SCOPE-3.WH.WH.AGL.50N.35.27.PH

*Custom RAL colour options available.

denotes the first two digits of preferred CCT ranging from 1800K to 6500K by increment of 100K